



ENGLAND
GOLF

KNOW
— THE —
SCORE



WORLD HANDICAP SYSTEM (WHS)

VERSION 1.0

Contents

Overview

- 04** Executive Summary
- 05** Introducing Know the Score
- 06** Know the Score Timeline
- 07** What is the WHS?
- 09** Why has the WHS been created?
- 11** How does the WHS work?
- 13** How to use the Resources

WHS Key Features

- 15** Course Rating & Bogey Rating
- 17** Slope Rating
- 19** Handicap Index
- 22** Course Handicap
- 25** Playing Handicap
- 27** General Play & Competition Rounds
- 30** The Handicap Committee Role

How to Educate your Members

- 34** How to use the WHS Resources?
- 35** A reminder of how to use the WHS Resources
- 36** Know the Score Timeline
- 37** WHS Resources
- 41** Additional WHS Resources

Appendix

- 43** Frequently Asked Questions (FAQs)
- 44** Glossary of Terms
- 46** Key Contact Details

Click on the name of the section to be taken directly to the relevant pages.



ENGLAND
GOLF

KNOW
— THE —
SCORE



OVERVIEW



Welcome to the next stage on our journey towards the launch of the World Handicap System (WHS) on 2nd November 2020.

First of all, can I stress that everyone at England Golf recognises the difficulties and pressures faced by you all so far this year. May I take this opportunity to offer my sincere best wishes to you all, in what has been a period of unprecedented disruption to normal life.

I believe that by working together with our clubs and counties, we have navigated this difficult period to ensure golf has played a prominent role in the nation's sporting return.

When it comes to preparing for the introduction of the WHS, this spirit of togetherness will also be important as we look to the future.

The WHS is a project we have been working on for several years now and is part of the global modernisation of our great game.

It is a project that was nearing completion prior to the outbreak of the Covid-19 pandemic and it remains our duty to provide golfers with the guidance and assurances they will need in advance of it coming into effect throughout England.

As golf in England's governing body, we are proactively providing this new educational WHS Toolkit in addition to what has already been created by the USGA and The R&A.

This toolkit includes details on England Golf's 'Know the Score' campaign. This will explain the key features of the WHS in a straightforward, golfer-friendly way. The campaign is designed to be impactful and we are excited to introduce it to you and your members.

By now, we also hope the relevant person/s at your club have attended an England Golf WHS workshop, been visited by one of our handicap representatives, or read information on the WHS provided by The R&A, USGA or England Golf.

As such, your club, hopefully, has a good grasp of the WHS already. This toolkit can act as a refresher for all the key points and contains posters, social media graphics, logos, and educational videos.

In the run up to the November launch date our aim is to make sure we deliver a consistent and clear message on the WHS to all golfers.

For that reason, I encourage you to not only use this toolkit in educating members in the next few weeks, but also save it and refer to it again in the future.

These resources can be accessed and utilised throughout this year and even beyond the November start date as members get used to a new handicap system.

Please be assured all England Golf staff remain at your disposal throughout this time and we look forward to working with you on WHS in the months ahead.



Jeremy Tomlinson
CEO of England Golf

Introducing Know the Score

Know the Score – an exciting new campaign by England Golf

In order to bring all the different elements of the WHS together, we have created a new campaign called 'Know the Score'. The purpose of the campaign is to provide a consistent message that golfers will begin to recognise and associate with the WHS.

What is Know the Score?

To 'know the score' is defined by 'knowing all the important facts in a situation'. This perfectly aligns with our commitment to educate golfers so they too Know the Score with the WHS. You will see Know the Score being introduced through the educational resources contained in the toolkit.

All of the Know the Score resources available to you will help golfers to understand the WHS and we've included a useful section later in the toolkit to take you through how best to use them.

Why has Know the Score been created?

The reason for providing these resources is to firstly ensure that there are less queries coming directly to Handicap Committees from their members due to a lack of understanding of the new system. Secondly, it will bring golf clubs from around the country together in a national campaign designed to educate members about the WHS.

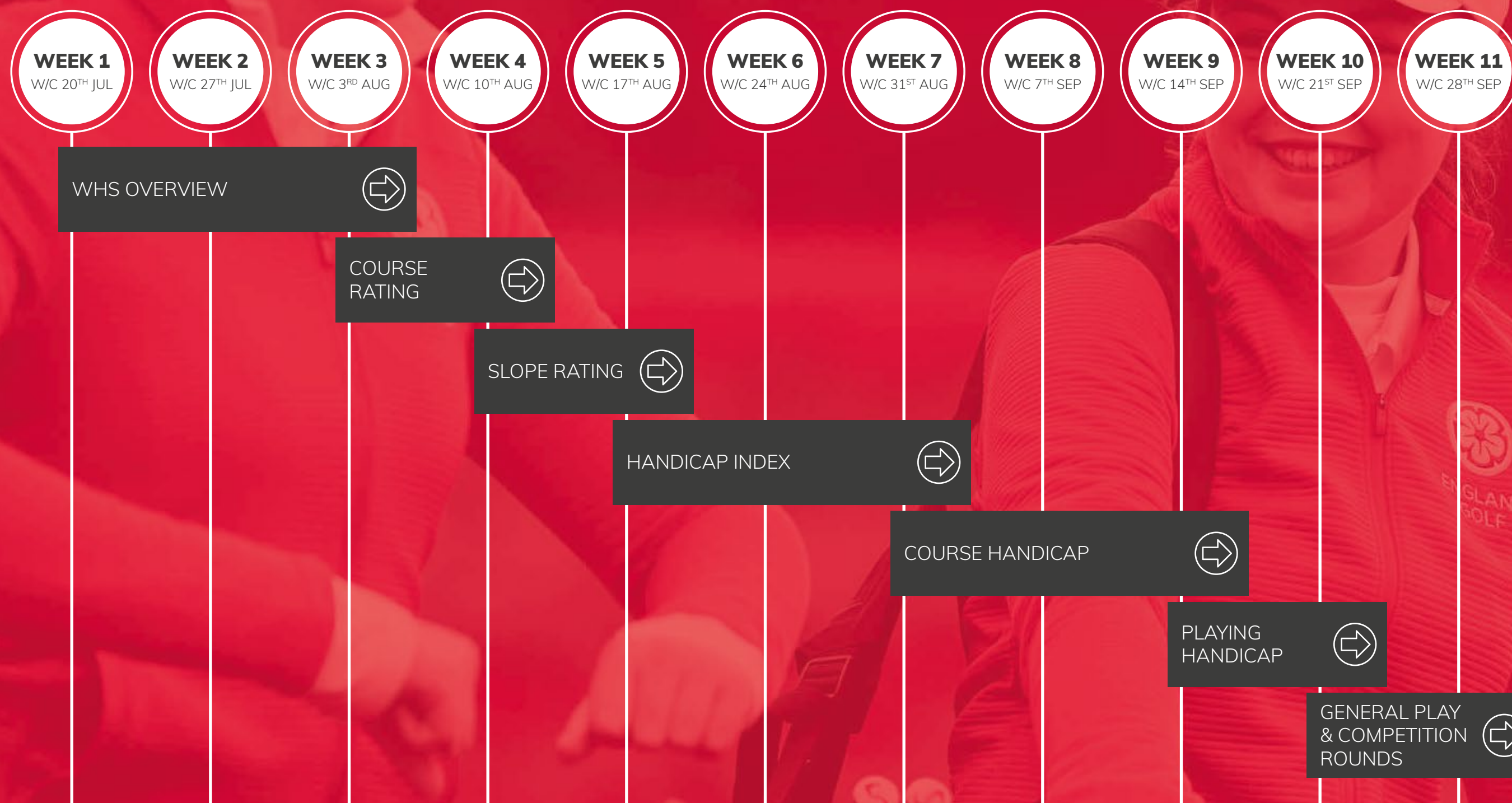
We are also working alongside key media outlets in England to create a national campaign that you can be part of. The aim is for them to communicate the same messages you will see at the golf club in order for the important information to resonate with golfers, regardless of where they are consuming their content, so they are constantly seeing the key features of the WHS.

IMPORTANT

All resources can be
downloaded from the England
Golf website or directly by
clicking on the links provided
in the toolkit.

Know the Score Timeline

Here's a useful guide for when to use the resources around your golf club and on your social media channels. This will help you take your members on a complete education journey on the WHS. It also matches what we have planned at England Golf in terms of communicating the key features of the WHS to golfers across the country.



What is the WHS?

What is the new World Handicap System?

The new World Handicap System (WHS) is designed to:

- Attract more players to the game
- Make handicapping easier to understand
- Give all golfers a Handicap Index that can be transferable from club to club

Developed by The R&A and USGA in collaboration with existing handicap authorities, the benefit of the WHS over the current system is it combines the Rules of Handicapping and the Course Rating System.

The key timings to be aware of in the build up to the new system going live are as follows:

- **14th July 2020:** WHS Toolkit 1.0 from England Golf is made available to all golf clubs in England
- **15th July 2020:** England Golf launches 'Know the Score' WHS campaign
- **2nd November 2020:** WHS adopted at all golf clubs across England

On the next page you will find a set of valuable resources that are available to download and help educate your members on the WHS



IMPORTANT


WHS comes into play on 2nd November 2020 in Great Britain and Ireland and will replace the current CONGU handicapping system. It will be part of a system used by over 15 million golfers in 80 countries worldwide.

What is the WHS: Resources

Click on the download buttons below to access the resources to help educate your members on the WHS

What is the WHS: Poster

[Download here](#)



Suggested Use: Print off this poster and place it around your golf club.

What is the WHS: Social Graphics

[Download here](#)



Suggested Use: Post the social graphics on your club's social media channels.

Don't forget to tag @EnglandGolf on Twitter and @england.golf on Instagram when posting these social graphics

Why has the WHS been created?

To allow as many golfers as possible the opportunity to:


- Obtain and maintain a Handicap Index and reduce barriers of entry
- Use their Handicap Index on any golf course around the world
- Compete, or play recreationally, fairly regardless of where they play

With golf being centred around one standard set of rules governed by The R&A and USGA, it makes sense to unify the previous six different Handicapping systems, making for a more inclusive and equitable sport.

The WHS was therefore developed with consideration given to club golfers who play both sporadically and more regularly.

With all golfers only initially required to submit scorecards for 54 holes to acquire a Handicap Index, the new WHS is less formidable for new players.

On the next page you will find a set of valuable resources that are available to download and help educate your members on the WHS



Why has the WHS been created: Resources

Click on the download buttons below to access the resources to help educate your members on the WHS

Why has the WHS been created: Poster

[Download here](#)



Suggested Use: Print off this poster and place it around your golf club.

Why has the WHS been created: Social Graphics

[Download here](#)



Suggested Use: Post the social graphics on your club's social media channels.

Don't forget to tag @EnglandGolf on Twitter and @england.golf on Instagram when posting these social graphics

How does the WHS work?

For golfers in England, calculating a new Handicap Index will be front of mind when adopting the WHS. The process will begin in the same way throughout the world – by accurately measuring a player’s golfing ability.

For regular golfers, this will be done by:

- The WHS Software calculating the average of the eight best scores from the previous 20 rounds

For new golfers, they will have to:

- Submit scorecards of 54 holes (3x 18 holes, 6x 9 holes or any combination of 9 and 18 holes) to their golf club’s Handicap Committee

From this they will be provided an initial Handicap Index. After a player has achieved 20 scores, a ‘fully developed’ Handicap Index can be calculated to provide the most accurate representation of a player’s ability.

To ensure a player has only one Handicap Index, the golfer will nominate a home club. The home club is determined by the player, but for practicality it is recommended this is where the player typically submits the most of their scores.

On the next page you will find a set of valuable resources that are available to download and help educate your members on the WHS



IMPORTANT

Golf club’s will manage the WHS through a Handicap Committee. The main roles and responsibilities of each club are to conduct and manage handicap reviews and communicate to the club’s members. There is further detail on roles and responsibilities later in this toolkit for complete clarity.

How does the WHS work: Resources

Click on the download buttons below to access the resources to help educate your members on the WHS

How does the WHS work: Poster

[Download here](#)



Suggested Use: Print off this poster and place it around your golf club.

How does the WHS work: Social Graphics

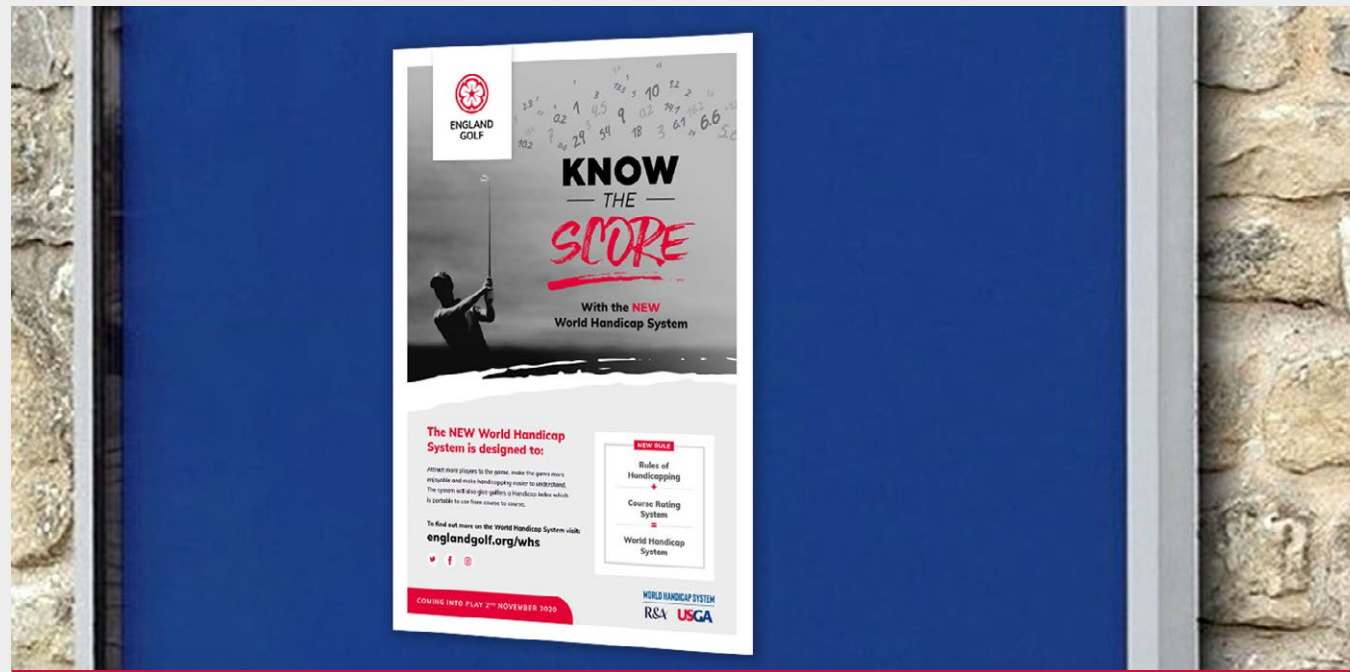
[Download here](#)



Suggested Use: Post the social graphics on your club's social media channels.

Don't forget to tag @EnglandGolf on Twitter and @england.golf on Instagram when posting these social graphics

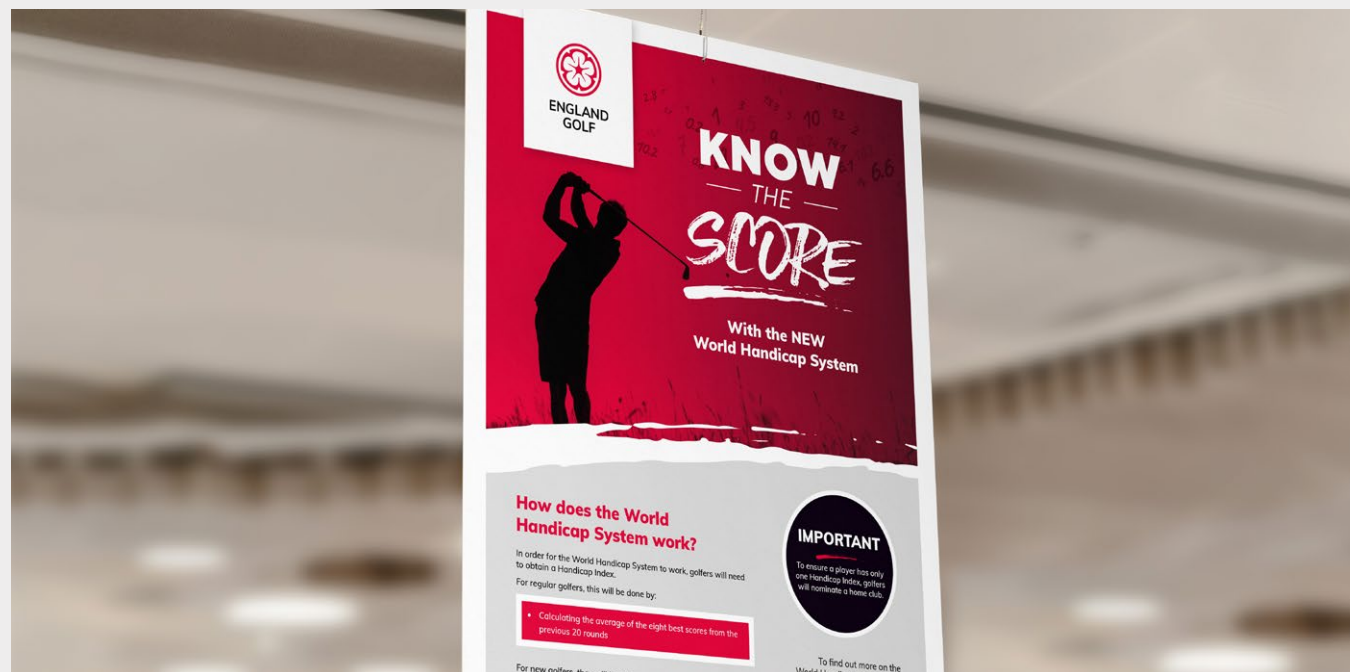
How to use the Resources



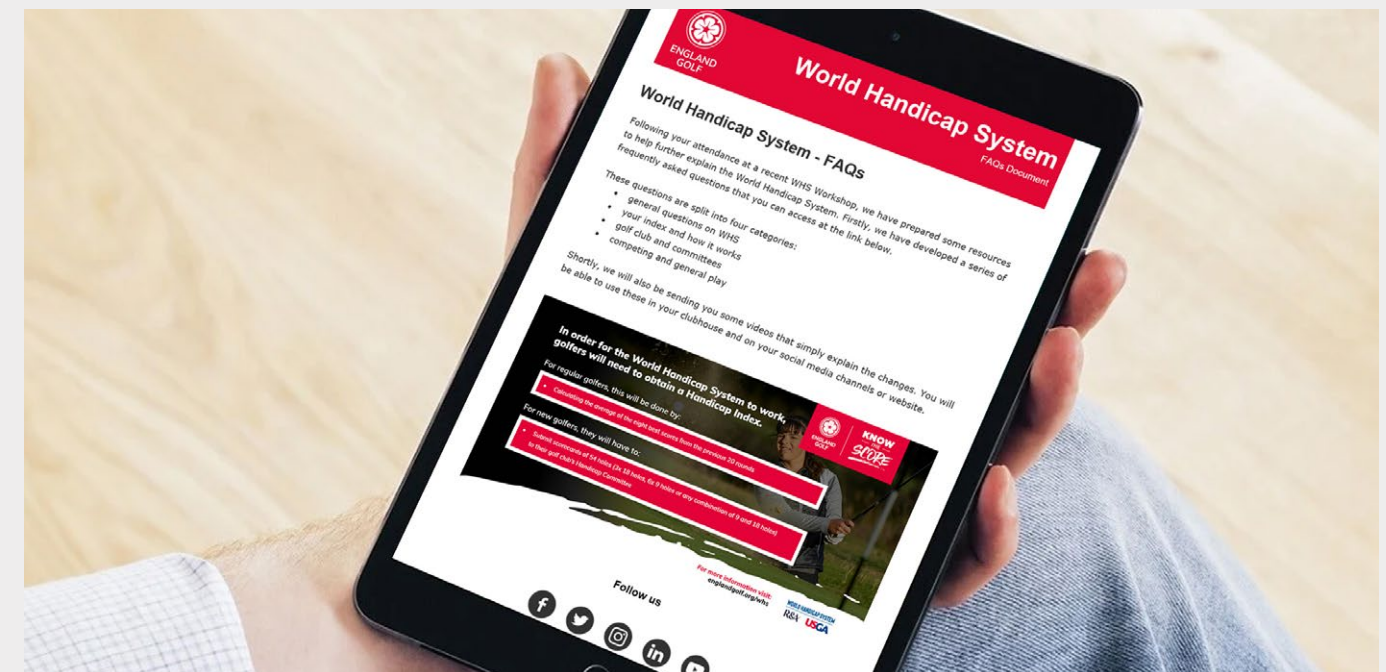
Place on noticeboards at the club



On TV screens at the club



Printing off and distributing around the club



Via membership communications such as newsletters



ENGLAND
GOLF

KNOW
— THE —
SCORE



WHS KEY FEATURES

Course Rating & Bogey Rating

What is Course Rating?

Golf Course Rating will be used to measure the playing difficulty of a golf course. It measures how many strokes a Scratch Golfer (a player who can play to a Course Handicap of zero on all rated golf courses) should take on any given course.

The rating does this by assessing two main types of challenges which, when combined, result in a common base from which to compare players' abilities:

- The playing length of the course
- The obstacles that a player will encounter (e.g. size of green and hazards)

A Bogey Rating is the measure of playing difficulty from a set of tees when played by a Bogey Golfer (a player who has a Course Handicap of approximately 20 for a male and 24 for a female).

Knowing the Course Rating and Bogey Rating allows the WHS to assess and rationalise the relationship between the two. From this, the difficulty of the course for all other levels of ability can be deduced.

You can find out more about how Course Rating is calculated within the resources available for download on the following page.

On the next page you will find a set of valuable resources that are available to download and help educate your members on the WHS



IMPORTANT


All Course Ratings have been determined by highly trained teams, with all findings checked and verified prior to being published to ensure consistency and equity across England.

Course Rating: Resources

Click on the download buttons below to access the resources to help educate your members on the WHS

Course Rating: Poster

[Download here](#)



Suggested Use:

Print off this poster and place it around your golf club.

Course Rating: Social Graphics

[Download here](#)

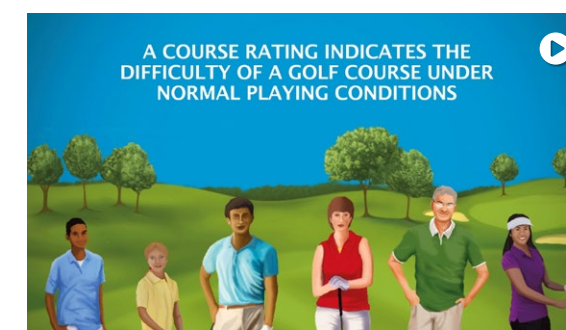


Suggested Use:

Post the social graphics on your club's social media channels.

Course Rating: Key Features Video from the R&A and USGA

[Download here](#)



Suggested Use:

Download this video and share on your social media channels or via member newsletters.

Don't forget to tag @EnglandGolf on Twitter and @england.golf on Instagram when posting these social graphics

Slope Rating

What is Slope Rating?

Slope Rating is the number which indicates the relative playing difficulty of a course for Bogey Golfers, compared to Scratch Golfers. It is the difficulty comparison between a Bogey Golfer and a Scratch Golfer from the same set of tees.

$$\text{Bogey Rating} - \text{Course Rating} \times \text{Factor} = \text{Slope Rating}$$

(In simple terms it is the combination of the Course Rating and the Bogey Rating, which allows us to calculate the Slope Rating of a set of tees)

The use of Slope allows a player's Handicap Index to be portable from course to course and country to country. It also enables acceptable scores from any rated golf course in the world to be submitted for a player's handicap purposes.

The Slope Rating is a key component in calculating the number of strokes each player receives to play a particular golf course. Each set of tees will have a Slope Rating value between 55 and 155.

The higher the Slope Rating, the more additional strokes a Bogey Golfer will need to be able to play it. The lower the Slope Rating, the less strokes a Bogey Golfer will require.

NOTE

The Slope Ratings are gender specific and the tee which a golfer plays from must have a Slope Rating for each gender.

You can find an example of a Course & Slope Rating table within the resources available for download on the following page.

IMPORTANT

113 is the Slope Rating value where all players play from their Handicap Index (i.e. the course is as equally hard for both Scratch and Bogey players).

Slope Rating: Resources

Click on the download buttons below to access the resources to help educate your members on the WHS

Slope Rating: Poster

[Download here](#)



Suggested Use:
Print off this poster and place it around your golf club.

Slope Rating: Social Graphics

[Download here](#)



Suggested Use:
Post the social graphics on your club's social media channels.

Slope Rating: Key Features Video from the R&A and USGA

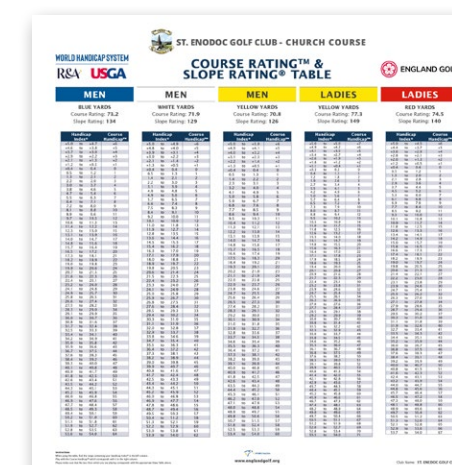
[Download here](#)



Suggested Use: Download this video and share on your social media channels or via member newsletters.

Course & Slope Rating: Table Example

[Download here](#)



MEN		MEN		MEN		LADIES		LADIES	
COURSE	COURSE RATING	COURSE RATING	COURSE RATING	COURSE RATING	COURSE RATING	COURSE RATING	COURSE RATING	COURSE RATING	COURSE RATING
ST. ENDDOC GOLF CLUB - CHURCH COURSE	72.0	72.0	72.0	72.0	72.0	72.0	72.0	72.0	72.0
ST. ENDDOC GOLF CLUB - CHURCH COURSE	72.0	72.0	72.0	72.0	72.0	72.0	72.0	72.0	72.0
ST. ENDDOC GOLF CLUB - CHURCH COURSE	72.0	72.0	72.0	72.0	72.0	72.0	72.0	72.0	72.0
ST. ENDDOC GOLF CLUB - CHURCH COURSE	72.0	72.0	72.0	72.0	72.0	72.0	72.0	72.0	72.0
ST. ENDDOC GOLF CLUB - CHURCH COURSE	72.0	72.0	72.0	72.0	72.0	72.0	72.0	72.0	72.0

Suggested Use:
Download this resource as an example of a Course & Slope Rating table.

Don't forget to tag @EnglandGolf on Twitter and @england.golf on Instagram when posting these social graphics

Handicap Index

What is a Handicap Index?

Golfers will consider the Handicap Index to be the most important element of the WHS.

The Handicap Index will:

- Measure the ability of a player
- Be portable from course to course
- Allow players to compete fairly and therefore promote inclusivity within the game

A Handicap Index is calculated from the best eight scores from the last 20 rounds.

As a new score is submitted, a player's Handicap Index will automatically update to the most recent 20 scores. A player's Handicap Index will update promptly overnight after the submission of an acceptable score and be ready before the next time they play.

How to obtain a Handicap Index?

When the new system comes into play most golfers can have a Handicap Index generated, based on their existing records.

For new golfers to gain their Handicap Index they will have to submit a minimum of 54 holes (using any combination of 9 and 18 holes). Their Handicap Index will be the lowest of their three rounds minus two strokes and continue to be built until the 20 scores are achieved.



IMPORTANT

The maximum Handicap Index for any player is 54.

To obtain a recognised Handicap Index a player must be an affiliated member of a golf club.

Handicap Index

How to safeguard a Handicap Index?

A Soft Cap and Hard Cap will be implemented to limit any extreme upward movement of a player's Handicap Index within a 365-day period. This has been introduced to act as a safeguard to prevent any handicap manipulation.

The Soft Cap will suppress movement by 50% after a 3.0 stroke increase over a player's Low Handicap Index (see glossary of terms later in this toolkit). For clarity in this instance, a Low Handicap Index is the lowest Handicap Index a player has had during the previous 12-month period.

The Hard Cap will restrict upward movement on 5.0 strokes over the Low Handicap Index.

Restricting the extreme upward movement of a Handicap Index will ensure that a player's temporary loss of form does not cause the Handicap Index to move too far away from their actual ability.



Resources available on the next page introduce a secondary campaign called Bring Your 8 Game. This has been devised so golfers can easily remember that their Handicap Index is simply their best 8 scores from their last 20 rounds.



IMPORTANT

Caps only start to take effect once a player has at least 20 acceptable scores in their record.

Handicap Index: Resources

Click on the download buttons below to access the resources to help educate your members on the WHS

Handicap Index: Poster

[Download here](#)



Suggested Use: Print off this poster and place it around your golf club.

Handicap Index: Social Graphics

[Download here](#)



Suggested Use: Post the social graphics on your club's social media channels.

Handicap Index: Key Features Video from the R&A and USGA

[Download here](#)



Suggested Use: Download this video and share on your social media channels or via member newsletters.

Don't forget to tag @EnglandGolf on Twitter and @england.golf on Instagram when posting these social graphics

Course Handicap

What is Course Handicap?

Before any player starts their round they must convert their Handicap Index into a Course Handicap.

The Course Handicap will determine the number of strokes a player will receive for any set of tees on a course.

An easy way for a player to remember the WHS, is to think HCP!

H - Handicap Index

C - Course Handicap

P - Play

It's as easy as HCP! On page 24 of this toolkit we introduce our final secondary campaign, Easy As HCP. This will help reinforce the key aspects of the WHS to golfers:

- 1 Handicap Index
- 2 Course Handicap
- 3 Go out and Play

How to work out a Course Handicap?

England Golf will provide Course & Slope Rating tables to all golf clubs (as per the example on page 18). Tables should be positioned in conspicuous locations around the club to make it simple for golfers to find prior to beginning their round.

Golfers simply have to choose the tees they are playing off that day and cross reference their Handicap Index on the Course & Slope Rating table to ascertain their Course Handicap. It really is as simple as that - they're then ready to get out on the course and play!

On the next page you will find a set of valuable resources that are available to download and help educate your members on the WHS



In time, Course Handicap Tables will be available via an App and club handicap software so golfers can view their Course Handicap remotely prior to a round. Should any golfer wish to calculate their Course Handicap manually the formula is as follows:

NEW RULE


$$\begin{array}{c}
 \text{Handicap Index} \\
 \hline
 \times \\
 \hline
 \text{(Slope Rating / 113)} \\
 \hline
 = \\
 \hline
 \text{Course Handicap (rounded)}
 \end{array}$$

Course Handicap: Resources

Click on the download buttons below to access the resources to help educate your members on the WHS

Course Handicap: Poster

[Download here](#)



Suggested Use: Print off this poster and place it around your golf club.

Course Handicap: Social Graphics

[Download here](#)



Suggested Use: Post the social graphics on your club's social media channels.

Course Handicap: Key Features Video from the R&A and USGA

[Download here](#)



Suggested Use: Download this video and share on your social media channels or via member newsletters.


Don't forget to tag @EnglandGolf on Twitter and @england.golf on Instagram when posting these social graphics

Easy As HCP: Resources

Click on the download buttons below to access the resources to help educate your members on the WHS

Easy As HCP: Poster

[Download here](#)



Suggested Use: Print off this poster and place it around your golf club.

Easy As HCP: Social Graphics

[Download here](#)



Suggested Use: Post the social graphics on your club's social media channels.

Don't forget to tag @EnglandGolf on Twitter and @england.golf on Instagram when posting these social graphics

Playing Handicap

What is Playing Handicap?

Playing Handicap is a stroke allowance that is implemented in order to maintain the integrity of the WHS when used in competition. It allows golfers to compete on a level playing field, regardless of their Handicap Index.

The Course Handicap converts to a Playing Handicap for competition purposes and changes depending on the format of play.

The four most important aspects of Playing Handicap to remember are:

- It is only used for competition purposes
- It ensures equity to calculate competition results (via Handicap Allowances)
- Golfers do not need to calculate it (it is generated before their round)
- Golfers should continue to play in the mindset of their Course Handicap in competition rounds

Whilst Playing Handicap is important, Handicap Committees do not need to labour the point to golfers regarding this aspect of the WHS.

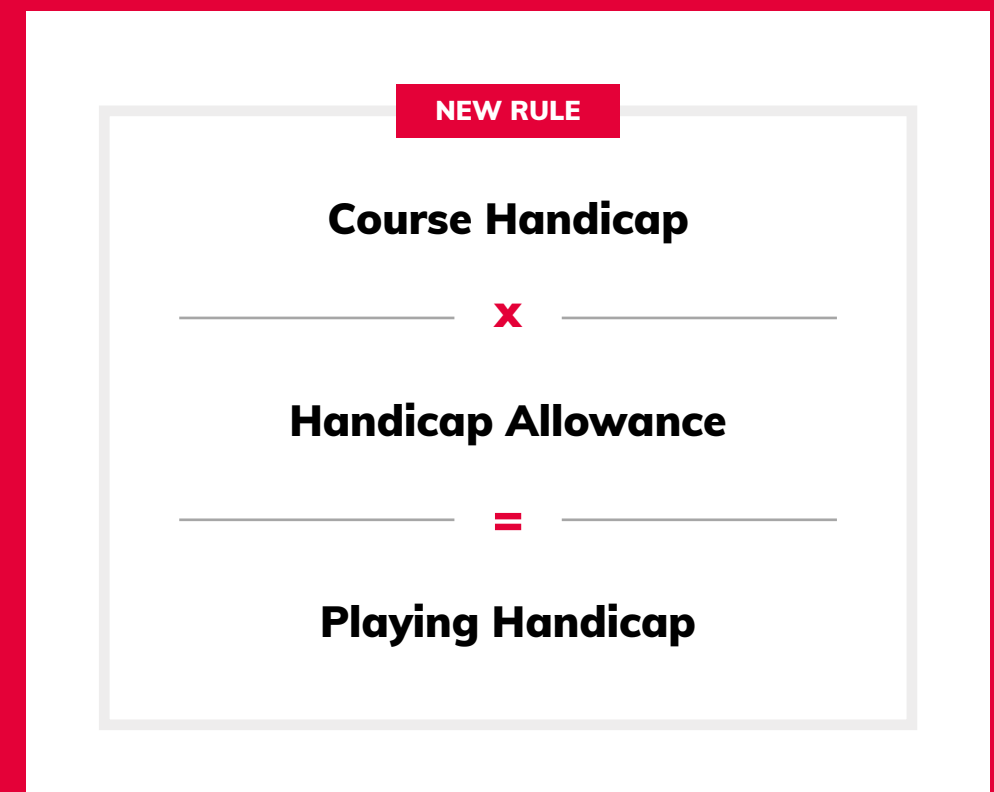
On the following page a table is available for download which shows handicap allowances for all competition formats.

The WHS has been designed with the enjoyment of recreational golf at the forefront. The WHS will allow golfers to play with freedom, therefore changing the nature in which they play the game. The focus for golfers should not be on their Playing Handicap.

On the next page you will find a set of valuable resources that are available to download and help educate your members on the WHS



The Playing Handicap is calculated as follows:




Playing Handicap: Resources

Click on the download buttons below to access the resources to help educate your members on the WHS

Playing Handicap: Poster

[Download here](#)



Suggested Use: Print off this poster and place it around your golf club.

Playing Handicap: Social Graphics

[Download here](#)



Suggested Use: Post the social graphics on your club's social media channels.

Playing Handicap: Key Features Video from the R&A and USGA

[Download here](#)



Suggested Use: Download this video and share on your social media channels or via member newsletters.

Playing Handicap: Allowances Table

[Download here](#)



ENGLAND GOLF		
FOR COMMITTEE USE ONLY		
PLAYING HANDICAP: ALLOWANCES TABLE		
FORMAT OF PLAY	TYPE OF ROUND	RECOMMENDED HANDICAP ALLOWANCE
STROKEPLAY	Individual	90%
	Individual Strokeplay	90%
	Individual Matchplay	90%
	Individual Maximum Score	90%
MATCHPLAY	Individual	90%
	Individual Strokeplay	90%
	Individual Matchplay	90%
	Individual Maximum Score	90%
STROKEPLAY	Strokeplay (14 players)	75%
	Strokeplay (12 players)	75%
	Strokeplay (10 players)	75%
	Strokeplay (8 players)	75%

Suggested Use: For Handicap Committee use only, do not share with golfers.

Don't forget to tag @EnglandGolf on Twitter and @england.golf on Instagram when posting these social graphics

General Play & Competition Rounds

How to submit a score?

After the completion of a competition round, a player has to submit their scorecard as soon as possible in order for their Handicap Index to be updated. Preferably, scores should be posted at the venue being played and on the same day, as this will be when a player's Handicap Index will be updated.

Posting of scores is possible by players utilising the technology available at their golf club.

How to verify a score?

In order to verify a score and for it to count towards a player's WHS, it must be played:

- In accordance with The Rules of Golf
- In an authorised format of play
- Over a minimum number of 10 holes
- With at least one other person
- On a course with a current Course Rating and Slope Rating



General Play & Competition Rounds

How your score counts towards the WHS?

Acceptable formats of play for submitting a score towards a player's Handicap Index include:

- Pre-registered general play 'social' scores
- All individual competition rounds, both 9 and 18 holes, whether played at home or away

Non-Acceptable formats of play for submitting a score towards a player's Handicap Index include:

- Scores from fourball better ball
- Other matchplay events

For golfers playing in recreational rounds with friends, either in teams or pairs, even when there is no intention of submitting a score for handicap purposes, they will need to calculate their Course Handicap prior to their round.

The following page in this toolkit includes a table of authorised formats of play.

On the next page you will find a set of valuable resources that are available to download and help educate your members on the WHS



General Play & Competition Rounds: Resources

Click on the download buttons below to access the resources to help educate your members on the WHS

General Play & Competition Rounds: Poster

[Download here](#)



Suggested Use: Print off this poster and place it around your golf club.

General Play & Competition Rounds: Social Graphics

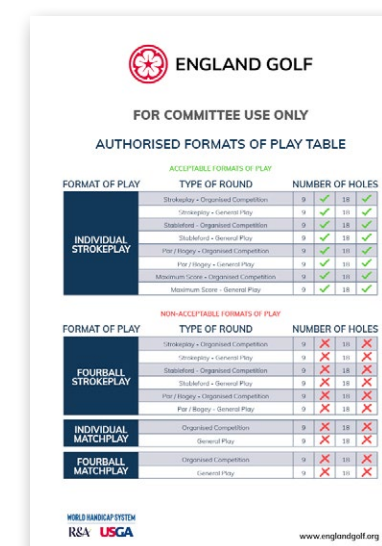
[Download here](#)



Suggested Use: Post the social graphics on your club's social media channels.

General Play & Competition Rounds: Authorised Formats of Play Table

[Download here](#)



ENGLAND GOLF
FOR COMMITTEE USE ONLY
AUTHORISED FORMATS OF PLAY TABLE

FORMAT OF PLAY	ACCEPTABLE FORMATS OF PLAY		NUMBER OF HOLES
	TYPE OF ROUND	NUMBER OF HOLES	
INDIVIDUAL STROKEPLAY	Strokeplay - Organised Competition	9	18
	Strokeplay - General Play	9	18
	Strokeplay - Organised Competition	9	18
	Strokeplay - General Play	9	18
	Strokeplay - General Play	9	18
FOURBALL STROKEPLAY	Strokeplay - Organised Competition	9	18
	Strokeplay - General Play	9	18
	Strokeplay - Organised Competition	9	18
	Strokeplay - General Play	9	18
	Strokeplay - General Play	9	18
INDIVIDUAL MATCHPLAY	Strokeplay - Organised Competition	9	18
	Strokeplay - General Play	9	18
	Strokeplay - Organised Competition	9	18
	Strokeplay - General Play	9	18
	Strokeplay - General Play	9	18
FOURBALL MATCHPLAY	Strokeplay - Organised Competition	9	18
	Strokeplay - General Play	9	18
	Strokeplay - Organised Competition	9	18
	Strokeplay - General Play	9	18
	Strokeplay - General Play	9	18

WORLD HANDICAP SYSTEM
R&A USGA

www.englandgolf.org

Suggested Use: For Handicap Committee use only, do not share with golfers.

Don't forget to tag @EnglandGolf on Twitter and @england.golf on Instagram when posting these social graphics

The Handicap Committee Role

Every golf club is required to have a Handicap Committee. They play a vital role in maintaining the integrity of the WHS.

Handicap Committee members should have a good working knowledge of the new WHS.

The Handicap Committee role can be summarised as follows:

- Record, maintain and update Handicap Index of their members
- Notify members of any changes to their Index
- Ensure all acceptable scores are uploaded
- Responsible for reviewing the Handicap Record

Handicap Committees should also ensure tables to convert a Handicap Index into a Course Handicap are located in appropriate locations throughout the club.

The roles and responsibilities of a Handicap Committee are listed in the WHS rules and available for download on page 32.



IMPORTANT

Every club must employ a system that allows golfers to register their round before they play and return scores. Ideally this should be done digitally.

The Handicap Committee Role

Handicap Reviews

Results from a competition should be processed promptly, on the same day, to ensure scores have been entered correctly. However, the WHS does not rely on a competition being closed to update handicap records.

Terms of Competition

Prior to events, it is advised that every Handicap Committee must publish their own terms of competition. This will include dates, frequency, entry process, format of play, handicap allowance, tees used, process of deciding ties and other information. Full details are available in the Official Guide to the Rules of Golf, Committee Section 1B and 5A.

Did you know?

The Handicap Committee can set entry criteria to competitions based on the Handicap Index - for example, the Club Championship is only open to players with a handicap of 10 or less.

Did you know?

The committee also has the discretion to create segments of their members based on their Handicap Index in order to award prizes to players of different standards.



Handicap Committee: Resources

Click on the download buttons below to access a useful checklist to help keep track of your WHS education and for the Roles & Responsibilities of the Handicap Committee

Handicap Committee: WHS Toolkit Checklist

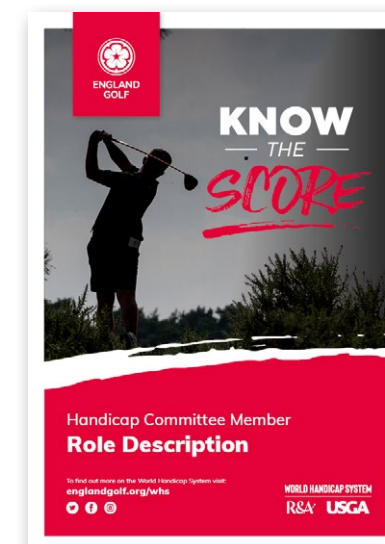
[Download here](#)



Suggested Use: Print off this checklist and use it as a handy reference point for your committee members.

Handicap Committee: Roles & Responsibilities

[Download here](#)



Suggested Use: Print off this document as a handy reference point for your committee members.



ENGLAND
GOLF

KNOW
— THE —
SCORE



HOW TO EDUCATE YOUR MEMBERS

How to use the WHS Resources?

How to use the WHS Resources available

We hope you have found the WHS Resources made available throughout this toolkit useful in educating your members.

As previously mentioned at the start of this toolkit, our strategy has been to develop an educational plan that resonates with golfers. The best way to achieve that is for golfers to see similar information, regardless of where they are, whether that be at the golf club, at home reading their favourite magazine, or on their favourite social media channel.

For that reason, we have created a timeline (also found at the start of this toolkit) which outlines the recommended order in which the resources should be best distributed to members. We would recommend all golf clubs adhere to the same timings, as it will align with England Golf's communications, thereby ensuring golfers see a consistent message between now and 2nd November.

A reminder of the timeline we are working towards on WHS education can be found on the following pages.

Where can you use the WHS Resources?

At the Club

- Seminars
- Webinars
- Presentations

Website

- Social Media graphics
- Posters
- Logos

Social Media

- Social Media graphics
- Posters

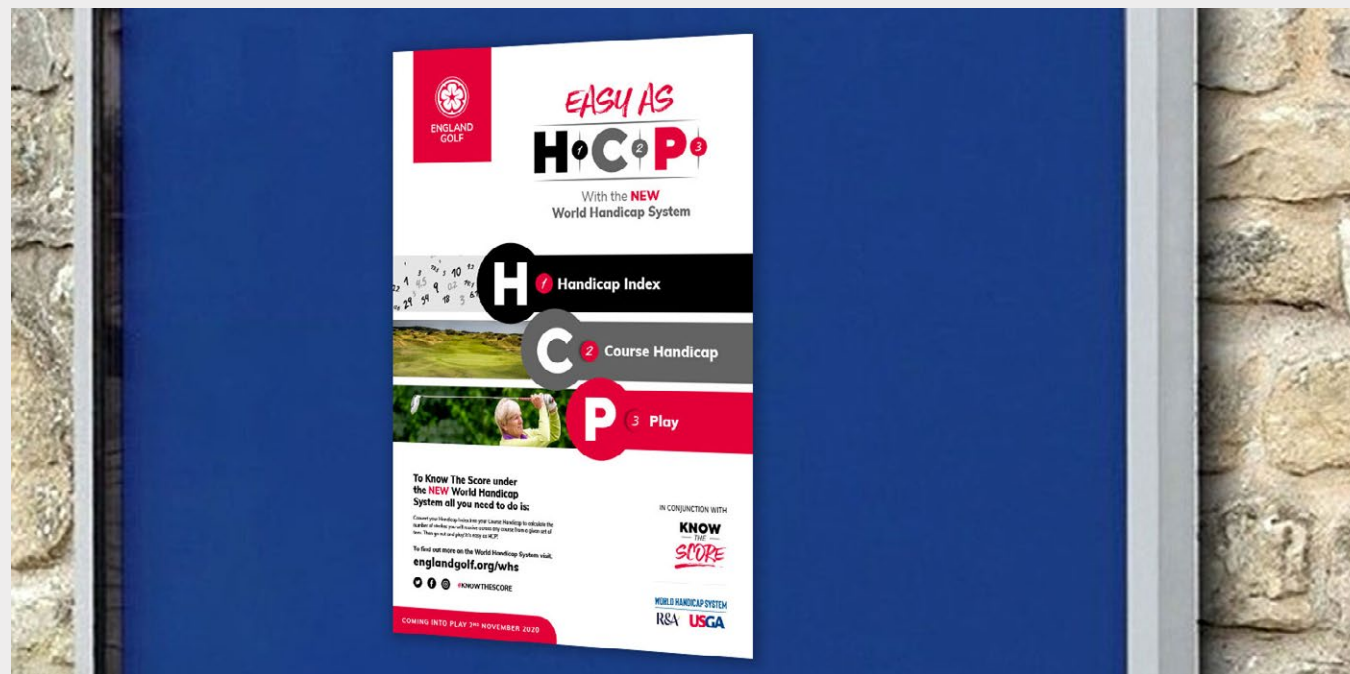
Email

- Posters
- Logos

IMPORTANT

Using the WHS Resources effectively will help your members become more educated on the WHS. And mean you have less queries to deal with.

A reminder of how to use the WHS Resources



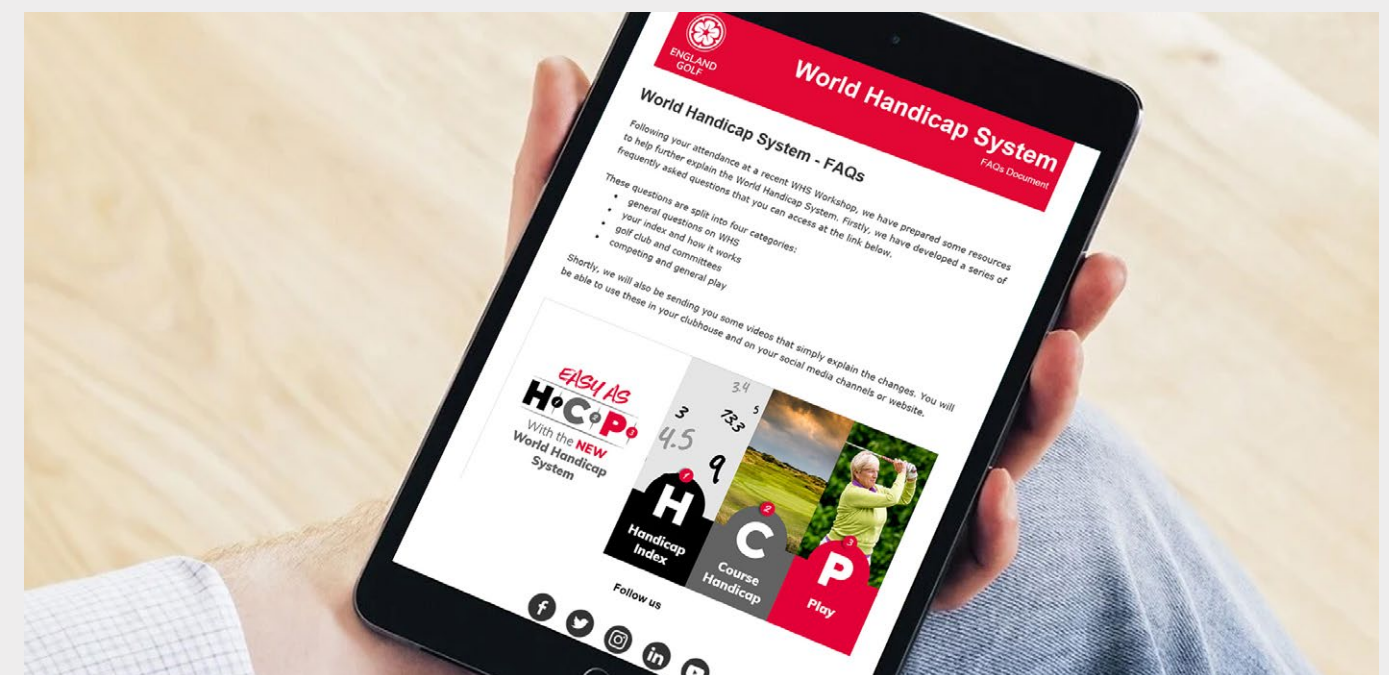
Place on noticeboards at the club



On TV screens at the club



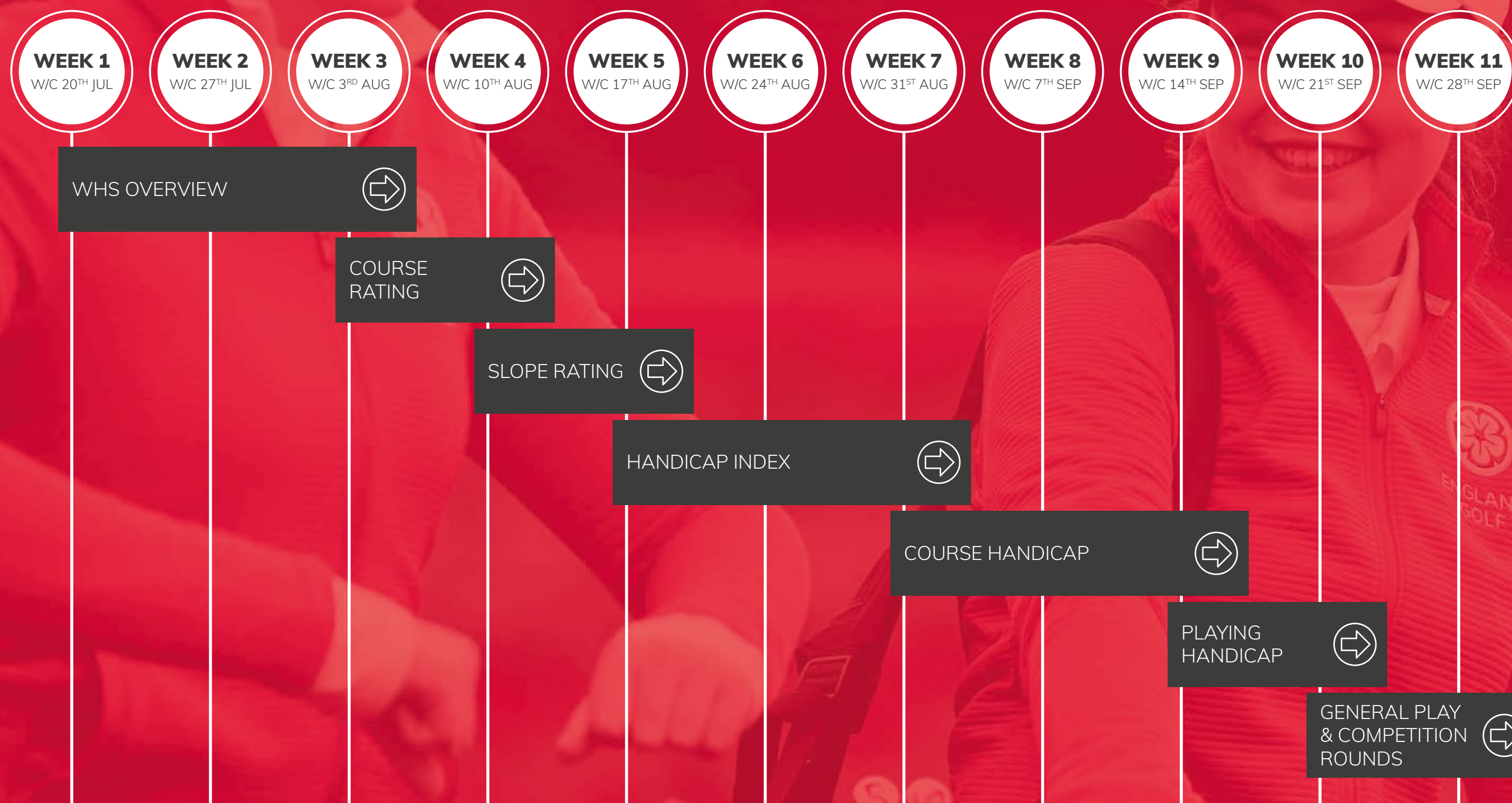
Printing off and distributing around the club



Via membership communications such as newsletters

Know the Score Timeline

Here's a useful guide for when to use the resources around your golf club and on your social media channels. This will help you take your members on a complete education journey on the WHS. It also matches what we have planned at England Golf in terms of communicating the key features of the WHS to golfers across the country.



WHS Resources

Here is a summary of all the WHS Resources contained within this toolkit

Click on the download buttons below to access the resources to help educate your members on the WHS

Asset	Download Link	Usage
What is the WHS: Poster	Download here	Print off this poster and place it around your golf club.
What is the WHS: Social Graphics	Download here	Post the social graphics on your club's social media channels.
Why has the WHS been created: Poster	Download here	Print off this poster and place it around your golf club.
Why has the WHS been created: Social Graphics	Download here	Post the social graphics on your club's social media channels.
How does the WHS work: Poster	Download here	Print off this poster and place it around your golf club.
How does the WHS work: Social Graphics	Download here	Post the social graphics on your club's social media channels.
Course Rating: Poster	Download here	Print off this poster and place it around your golf club.
Course Rating: Social Graphics	Download here	Post the social graphics on your club's social media channels.

WHS Resources

Here is a summary of all the WHS Resources contained within this toolkit

Click on the download buttons below to access the resources to help educate your members on the WHS

Asset	Download Link	Usage
Course Rating: Key Features Video from the R&A and USGA	Download here	Download this video and share on your social media channels or via member newsletters.
Slope Rating: Poster	Download here	Print off this poster and place it around your golf club.
Slope Rating: Social Graphics	Download here	Post the social graphics on your club's social media channels.
Slope Rating: Key Features Video from the R&A and USGA	Download here	Download this video and share on your social media channels or via member newsletters.
Course & Slope Rating: Table Example	Download here	Download this resource as an example of a Course & Slope Rating table.
Handicap Index: Poster	Download here	Print off this poster and place it around your golf club.
Handicap Index: Social Graphics	Download here	Post the social graphics on your club's social media channels.
Handicap Index: Key Features Video from the R&A and USGA	Download here	Download this video and share on your social media channels or via member newsletters.

WHS Resources

Here is a summary of all the WHS Resources contained within this toolkit

Click on the download buttons below to access the resources to help educate your members on the WHS

Asset	Download Link	Usage
Course Handicap: Poster	Download here	Print off this poster and place it around your golf club.
Course Handicap: Social Graphics	Download here	Post the social graphics on your club's social media channels.
Course Handicap: Key Features Video from the R&A and USGA	Download here	Download this video and share on your social media channels or via member newsletters.
Easy As HCP: Poster	Download here	Print off this poster and place it around your golf club.
Easy As HCP: Social Graphics	Download here	Post the social graphics on your club's social media channels.
Playing Handicap: Poster	Download here	Print off this poster and place it around your golf club.
Playing Handicap: Social Graphics	Download here	Post the social graphics on your club's social media channels.
Playing Handicap: Key Features Video from the R&A and USGA	Download here	Download this video and share on your social media channels or via member newsletters.

WHS Resources

Here is a summary of all the WHS Resources contained within this toolkit

Click on the download buttons below to access the resources to help educate your members on the WHS

Asset	Download Link	Usage
Playing Handicap: Allowances Table	Download here	For Handicap Committee use only, do not share with golfers.
General Play & Competition Rounds: Poster	Download here	Print off this poster and place it around your golf club.
General Play & Competition Rounds: Social Graphics	Download here	Post the social graphics on your club's social media channels.
General Play & Competition Rounds: Authorised Formats of Play Table	Download here	For Handicap Committee use only, do not share with golfers.
Handicap Committee: WHS Toolkit Checklist	Download here	Print off this checklist and use it as a handy reference point for your committee members.
Handicap Committee: Roles & Responsibilities	Download here	Print off this document as a handy reference point for your committee members.

Additional WHS Resources

Here are some additional resources you may also find useful in educating your members

Click on the download buttons below to access the resources to help educate your members on the WHS

Asset	Download Link	Usage
TV Screen Graphics	Download here	Use these graphics, which are versions of the educational posters, to communicate the key features of the WHS on any TV screens at your club.
Members Presentation	Download here	Use this presentation for an in-depth look into all the key features of the WHS.
Know the Score Logo	Download here	Use this within club communications materials, newsletters etc.
Bring Your 8 Game Logo	Download here	Use this within club communications materials, newsletters etc when talking about Handicap Index.
Easy As HCP Logo	Download here	Use this within club communications materials, newsletters etc when talking about Course Handicap.



ENGLAND
GOLF

KNOW
— THE —
SCORE



APPENDIX

Frequently Asked Questions (FAQs)

Following all of the presentation and seminar feedback provided by golf club representatives, we have created a Frequently Asked Questions (FAQs) document, which will be essential for golf clubs to have access to and will prove extremely useful in the education of all golfers.

Golf clubs will be able to circulate this document to all their members via electronic communications, or place hard copies around the golf club.

Here are some of the most important FAQs:



Why is the new WHS being introduced?

There is one standard set of rules in golf, so it makes sense to unify the six different handicapping systems currently in operation. This will make the game more inclusive and equitable across the world.

When will current handicaps switch over to the WHS?

The WHS launch date has been set as Monday 2nd November 2020.

I'm new to golf: How do I obtain a Handicap Index?

Score cards totalling 54 holes need to be returned to the Handicap Committee (3x18 holes, 6x9 holes or a combination of both) before an initial Handicap Index can be awarded.

What is the maximum Course Handicap if the maximum Handicap Index is 54?

The Course Handicap will likely exceed 54.0 if playing a course with a slope rating of 114 or higher. There is no maximum Course Handicap.

Do I enter competitions using my Handicap Index or my Course Handicap?

Competition entry should be based on your Handicap Index. This will be clarified in the Terms of Competition.

When playing other courses can I submit a score card to my home club?

Yes – you can record all pre-registered scores that follow the rules of golf and are authorised formats of play.

Glossary of Terms

A glossary of all key terms about the WHS is available for golf clubs to download.

The glossary will act as a useful way of educating golfers on terminology. Golf clubs will be able to circulate this document to all their members electronically and by placing hard copies around the club.



For example, some of the key terms to know about the WHS are:

Handicap Index

A Handicap Index is a number that represents a player's ability and can be taken and played with on any golf course around the world. It is calculated from the best eight rounds from a player's last 20 scores.

Course Handicap

A Course Handicap is the number of strokes a player will receive for a specific set of tees on the golf course being played.

Playing Handicap

A Playing Handicap represents the total number of strokes a player will receive when they play with or against other players, depending on the format of play and the handicap allowance.

Course Rating

The Course Rating is the measure of playing difficulty from a set of tees when played by a scratch golfer.

Slope Rating

The Slope Rating is the number which indicates the relative playing difficulty of a course for bogey golfers, compared to scratch golfers. It is the difficulty comparison between a bogey player and a scratch player from the same set of tees.

Appendix: Resources

Click on the download buttons below to access the resources to help educate your members on the WHS

Frequently Asked Questions (FAQs)

[Download here](#)



Suggested Use: Print off this document and share with Handicap Committee only.

Golfer's Frequently Asked Questions (FAQs)

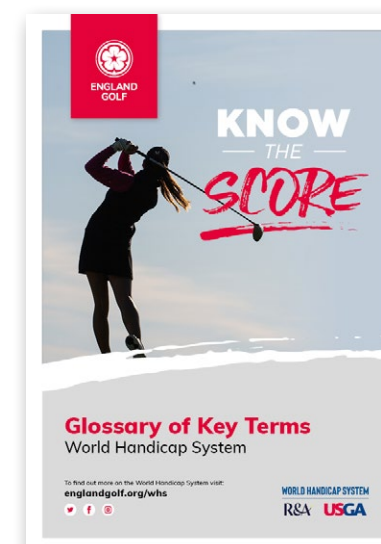
[Download here](#)



Suggested Use: Print off this document and place it around your golf club.

Glossary of Terms

[Download here](#)



Suggested Use: Print off this document and place it around your golf club.

Key Contact Details

If golfers wish to know more about the WHS, we advise they do not contact England Golf directly in the first instance as it may be difficult for our staff to answer each enquiry individually. We will publish all information online and via our other communication channels.

If you wish to download any of the WHS resources outlined in this toolkit directly from the England Golf website, please head to the dedicated [WHS page](#).

For more information on key contact details, you can also head to the [England Golf website](#).




Key Contact Details


The table below should be viewed as a guide to the best points of contact for any queries you might have:




For all information regarding the World Handicap System, please follow the England Golf social media channels listed below. We also encourage you to advise all members of these channels during your regular dialogue with them:




 @EnglandGolf



 @england.golf



 @EnglandGolf



 @englandgolftv





ENGLAND
GOLF

KNOW
— THE —
SCORE



THANK YOU

Look out for further updates to this toolkit from England Golf